

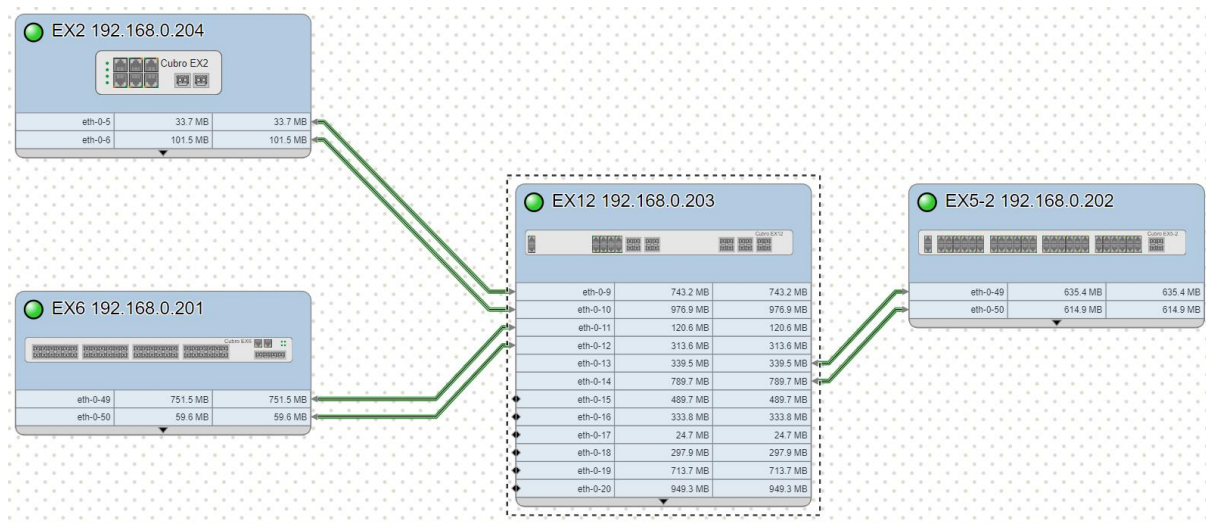


PRODUCT BRIEF

Introduction

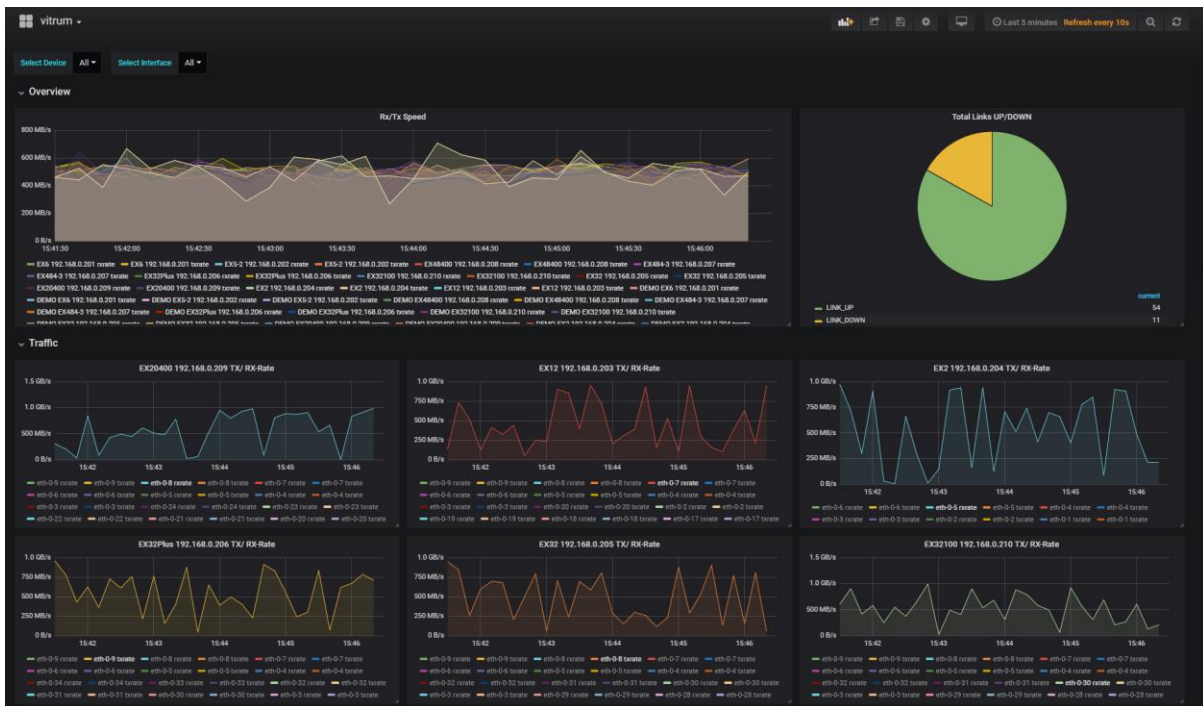
Cubro Vitrum is a server-based network management software. The visualisation of the software platform gives a better overview of the network and its traffic. The batch backup, upgrade and the error center allow for easy management of Cubro's devices. Additionally, it is also capable of including third party devices in the visualisations. Kibana and Grafana integration allow the user to create and customize graphical dashboards that show all the necessary information at one glance.

Main features and benefits



- Centralized management platform for network visibility solutions
- Inventory database
- Interactive network topology map
- Schedule device upgrades
- Batch backup and restore
- Easier troubleshooting
- Visually extract relevant information
- Reduce monitoring costs
- Customizable counter and statistics visualizations
- Error notifications
- Instant remote collaboration

Functions



- Network Visualization Map

The network visualization map allows you to see the network topology at one glance. You can arrange devices, images and simple drawing shapes to visualize your network.

- Inventory Database

Cubro Vitrum allows you to keep track of all your devices easily. No need to remember IP addresses, just one click forwards you to the management website of that device. You can also assign names and notes to every device and port and readily see what every piece of network equipment does.

- Batch Backup and Upgrade

You can backup the configuration of all your Cubro Network Packet Brokers with a single click. Backups can then be easily transferred to other devices which makes it easy to either clone devices or quickly get a backup device ready. Batch upgrade makes it easy to keep your devices up to date. Upgrade scheduling allows you to hit that 3 am upgrade window without trouble.

- Statistics and Dashboards (Grafana and Kibana)

Built-in Grafana and Kibana integration allows you to create customized dashboards that display exactly the information that you need. Both Grafana and Kibana have access to all counters and other data gathered from the devices. Want to show the difference between all ingress port counters and the egress counters of the

aggregated output to see if you are losing packets? No problem! Want to have a graph showing the uptime of your devices? Easily done!

- Error Center

The error center gathers error events (e.g. device went offline, or port went down) and alerts you using on-page notifications. It also keeps a log of every such event that ever happened to any of your linked devices.

- Real-time collaboration

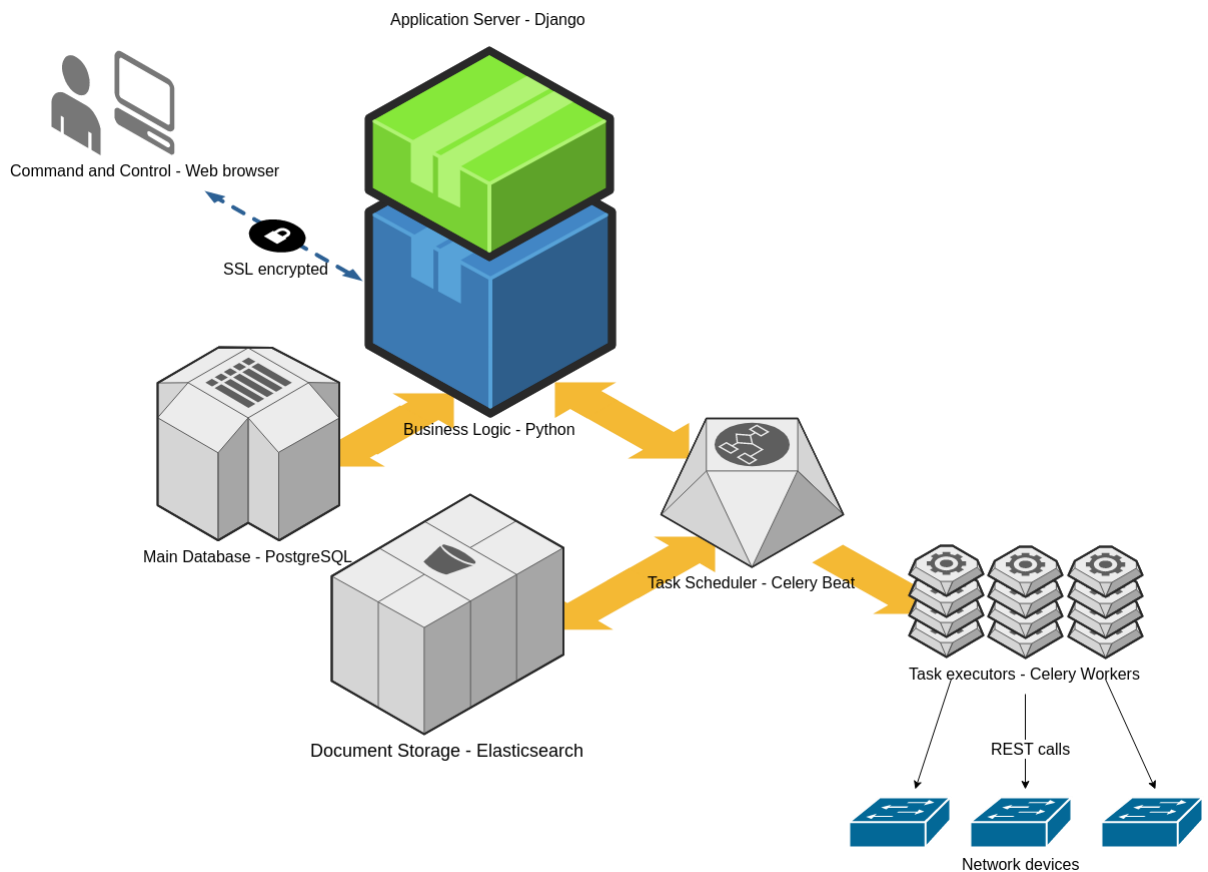
Cubro Vitrum can be used by multiple users at the same time. Every action is instantly visible for every other user.

- Deployment via VM

Cubro Vitrum is deployed as a ready-made VM. All you need to do is import the Cubro Vitrum VM into your existing VMWare host system and instantly start using it.

- Modular and scalable software design, cloud ready

When developing Cubro Vitrum, we put a special emphasis on scalability. If the performance of a single VM is not enough, Cubro Vitrum can be split up and deployed onto multiple devices.



Future outlook

- Counter calculator - The counter calculator will work like a simple Excel sheet with live-updating data. Put in your formula, and it will automatically calculate differences between port or rule counters.
- Traffic analyzer - Using sFlow and similar technologies the traffic analyzer will give you an in-depth view of what is happening on your network. With this, for instance, you can figure out what kind of traffic is sent from which device to what IP.
- SNMP and email alarms - The Error Center will be able to forward the error notifications as SNMP traps or via email. Additionally, the status of all Cubro Network Packet Brokers and Cubro Vitrum will be accessible over SNMP polling.



hkaco.com



关注我们

需要详细信息? 请通过sales@hkaco.com联系我们 | 电话: 400-999-3848

办事处: 广州 | 北京 | 上海 | 深圳 | 西安 | 武汉 | 成都 | 沈阳 | 香港 | 台湾 | 美国